

geodyna® wheel balancers



One family – one concept

Novelties in every detail – exclusive to Hofmann



Power clamp device

The wheel is clamped on the machine using the patented power clamp device where preferably an optional stud-hole flange is used in addition to a cone.

The advantage: the wheel is clamped accurately which is an important pre-requisite for every balancing run.

Hofmann are part of the powerful, efficient Snap-on Group and have been partner to automotive and tyre industries for decades. For more than 70 years our name has been a synonym for quality and competence in garage equipment, certainly an essential reason why our machines have been approved and recommended by many important car manufacturers.

Always pioneering new technologies it is our goal that our machines meet latest customer requirements, combining user-friendly features with latest technologies in the market.

The result is a large variety of patented innovations which allow you to do an excellent job in your line of business every day. Because we judge ourselves by your business success.

geodata gauge arm



This special gauge arm leads the user to the suggested adhesive weight position where it stops to allow absolutely reliable positioning of the adhesive weight held in the wheel weight clamp.

VPM measurement technique



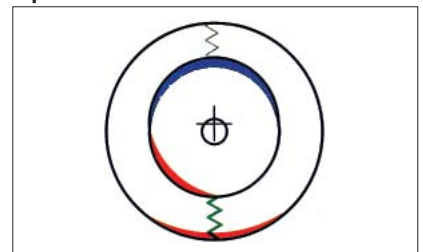
All machines feature the patented virtual plane measurement (VPM) technique. It ensures most accurate balance results and is insensitive to ambient conditions.

Rim lighting system



As soon as the geodata gauge arm is moved, a halogen lamp lights up the inside of the rim so that the user can determine the exact position of the adhesive weight, following every movement in the mirror.

Optimisation



Using this mode possible run-out of the rim is determined and opposed to the heavy spot of the tyre before the residual unbalance is balanced using balance weights.

Wheel balancers for small workshops and service stations



geodyna® 990

- Including many patented features such as virtual plane measurement (VPM) technique, adhesive wheel weight clamp, and optimisation
- Automatic input of distance rim/machine (1D SAPE)
- Wheel diameter and width are entered by pressing of the function key and turning of the wheel – another patented feature.
- The gauge arm guides the user to the weight position inside the rim (ALU2P and ALU3P).
- In the HSP mode adhesive weights can be hidden behind adjacent spokes of alloy rims.
- PAX wheel mode
- Dual digital display to read out the unbalance of both planes separately
- Weight minimisation mode
- Pedal-operated main shaft lock
- Automatic pre-selection of weight locations with the easyALU mode
- Storage of up to four different user profiles

- Start of measurement by pressing the start key, or by closing of the optional wheel guard
- Motor drive via V-belt to ensure constant speed during measurement
- Automatic braking after measurement
- Available as geodyna 990 mot for balancing of motorcycle wheels
- Optional motorcycle wheel adaptor for geodyna 990

geodyna® 4500/p

Additional features

- Simple operation thanks to automatic input of distance rim/machine and diameter (2D SAPE).
- P version with electro-mechanical power clamp device
- Wheel guard

geodyna® 4900/4900p

Additional features

- Automatic input of all wheel data (3D SAPE)
- Automatic orientation of wheel into 12 h position
- User guidance via menu on the monitor
- Storage of up to nine different user profiles
- P version with electro-mechanical power clamp device
- Compatible with asanetwork



Patented power clamp device

Wheel balancers for shops with medium to large wheel service volume



geodyna® 6300-2

- Including many patented features such as virtual plane measurement (VPM) technique, geodata gauge arm, adhesive wheel weight clamp, optimisation, and rim lighting system
- Simple operation thanks to automatic input of all wheel data (3D SAPE).
- AutoStopSystem for the geodata gauge arm
- Automatic orientation of wheel into 12 h position
- Automatic pre-selection of weight locations with the easyALU mode
- In the HSP mode adhesive weights can be hidden behind adjacent spokes of alloy rims.
- PAX wheel mode



- Conspicuous digital display

- Ergonomic shelves for cones, quick-clamping nut, weight pliers and wheel weights
- Wheel guard

geodyna® 6300-2p

Additional features

- Patented power clamp device



geodata gauge arm for absolutely reliable positioning of adhesive weights




The inner side of the rim is lit up to allow accurate positioning of the adhesive weights.

Wheel balancers for shops with large wheel service volume



geodyna® 6800

- Including many patented features such as virtual plane measurement (VPM) technique, geodata gauge arm, adhesive wheel weight clamp, optimisation, and rim lighting system
- Simple operation thanks to automatic input of all wheel data (3D SAPE).
- AutoStopSystem for the geodata gauge arm
- Automatic orientation of wheel into 12 h position
- In the HSP mode adhesive weights can be hidden behind adjacent spokes of alloy rims.
- PAX wheel mode
- Convenient user guidance on the monitor
- 6 balancing modes, 5 of which for alloy wheels
- Compatible with asanetwork 
- Ergonomic shelves for cones, quick-clamping nut, weight pliers and wheel weights
- Wheel guard

geodyna® 6800p

Additional features

- Patented power clamp device



A single key stroke is enough to split weights such that they can be hidden behind adjacent spokes



Simple operator guidance and quick results owing to the conspicuous TFT monitor.

Automatic wheel balancers for shops with large wheel service volume



geodyna® 6900p

Clamp the wheel, close the wheel guard and all wheel data is detected automatically in a single measuring run – the operator does not even have to touch the wheel. That's how easy and quick professional wheel balancing can be.

- With patented electro-mechanical power clamp device, special scanner for automatic non-contact input of all wheel data to satisfy the demanding requirements of a professional garage.



- Adhesive weights are placed safely and reliably in 12 h position using the patented geodata gauge arm and its special wheel weight clamp. Alternatively this job is made in 5 h position using the laser pointer.



Non-contact data input via laser

- Once a complicated job the split weight procedure is now accomplished upon single key operation
- Virtual plane measurement (VPM technology) ensures most accurate balancing results and in addition is insensitive to ambient conditions.
- With the optimisation mode possible run-out of the rim is determined and opposed to the heavy side of the tyre.
- Automatic relocation of weight position
- Convenient operator guidance via the attractive TFT flat screen
- asanetwork capability



geodyna® OPTIMA™



The geodyna optima is more than just a fully automatic wheel balancer. It is a diagnostic tool featuring non-contact laser technology and extraordinary convenience in operation.

For more details please refer to a separate leaflet, or to www.optima-balancer.com


geodyna® accessories – the systematic up-grade



- 1 Trolley for 8 stud-hole flanges with shelf for bolts (flanges not included)
- 2 Universal wheel lift, capacity up to 80 kg



3 Clamping plate for alloy rims (20 mm dia.)



6 Adhesive weight removing tool



4 Tapered centring ring



7 Motorcycle adaptor (included in delivery of geodyna 990 mot)



5 Stud-hole flanges



8 Wheel guard geodyna 990 (included in delivery of geodyna 990 mot)

Features geodyna	990	4500/p	4900/p	6300-2/p	6800/p	6900p	optima
Virtual plane measurement VPM*	•	•	•	•	•	•	
Automatic input of distance – 1D SAPE	•						
Manual input of diameter	•						
Automatic input of diameter + distance – 2D SAPE		•					
Manual input of width	•	•					
Automatic input of width + diameter + distance – 3D SAPE			•	•	•		
Automatic input of all wheel data with non-contact scanners						•	
TFT flat screen			•		•	•	
Gauge arm with wheel weight positioning system*	•	•	•				
geodata gauge arm*				•	•	•	
ASS AutoStopssystem for gauge arm				•	•	•	
Behind-the-spokes weight placement HSP*	•	•	•	•	•	•	
PAX mode	•	•	•	•	•	•	
Automatic braking after measurement	•	•	•	•	•	•	
Automatic orientation of wheel after measurement (12 h position)			•	•	•	•	
Pedal-operated main shaft lock	•	•	•	•	•	•	
Multiple user capability	•	•	•	•	•	•	
Optimisation HOS*	•	•	•	•	•	•	
Rim lighting system with mirror				•	•	•	
Electro-mechanical power clamp device*		4500p	4900p	6300-2p	6800p	•	
Embedded PC technology			•		•	•	
Compatible with asanetwork (optional)			•		•	•	
Wheel guard	Option	•	•	•	•	•	

For further information see separate brochure no. 9502 138

* patented / patent pending

Technical data	990	4500/p	4900/p	6300-2/p	6800/p	6900p
Rim centre bore diameter mm	43 – 116	43 – 116	43 – 116	43 – 116	43 – 116	43 – 116
Shaft diameter mm	40	40	40	40	40	40
Measuring speed RPM	< 100	200	200	200	200	200
Rim width inch	1 – 20	1 – 20	1 – 20	1 – 20	1 – 20	3 – 20
Rim diameter inch	8 – 30"	8 – 25	8 – 25	8 – 25	8 – 25	14 – 26"
Max wheel width mm	530	530	530	530	530	530
Max wheel diameter mm	1117*	950	950	950	950	950
Max wheel weight kg	70	70	70	70	70	70
Dimensions (HxWxD) mm	930x580x970	1265x1130x1765	1385x1130x1765	1365x910x1375	1365x910x1700	1320x915x1700
Weight kg	70	130 / 135	142 / 147	148 / 153	153 / 158	160
Power supply V			200 – 240, 1 ph / 50 / 60 Hz			

* 900 mm with optional wheel guard

Snap-on® Equipment

France

Snap-on Equipment France
ZA du Vert Galant · 15, rue de la Guivernone BP7175 · 95310 Saint-Ouen-L'Aumône
Phone: +33 (0) 134/48 58-78 · Fax: +33 (0) 134/48 58-70 · www.snapon-equipment.fr

Germany

Snap-on Equipment GmbH – Undercar · Werner-von-Siemens-Str. 2 · 64319 Pfungstadt
Phone: +49 (0) 6157/12-0 · Fax: +49 (0) 6157/12-286 · www.snapon-equipment.de

Italy

Snap-on Equipment s.r.l. · Via Prov. Carpi, 33 · 42015 Correggio (RE)
Phone: +39 0522/733-411 · Fax: +39 0522/733-410

United Kingdom

Snap-on Equipment Ltd. · 48 Sutton Park Avenue · Reading RG6 1AZ
Phone: +44 (0) 118/929-6811 · Fax: +44 (0) 118/966-4369 · www.hofmann.co.uk

EMEA-JA

Snap-on Equipment s.r.l. · Via Prov. Carpi, 33 · 42015 Correggio (RE)
Phone: +39 0522/733-483 · Fax: +39 0522/733-479 · www.hofmann-ge.com

Part of the machines is illustrated with optional extras which are available at extra cost.
Technical modifications reserved.

Cod.: 9502 135 · 04/2008